

Extruded aluminium blade

Extruded aluminium profile with integrated insect mesh. This 66 mm pitch blade clipped into the standard blade support combines weather resistance and insect protection. No separate insect mesh is needed, resulting in considerable time savings during installation. This blade is also the ideal solution for applications where installation of a separate insect mesh is difficult. The L.033IM1 blade combines perfectly with the standard L.066.01 blade and L.066CL closed blade.

Materials

Aluminium extrusion, alloy EN AW 6063 T66

Finish

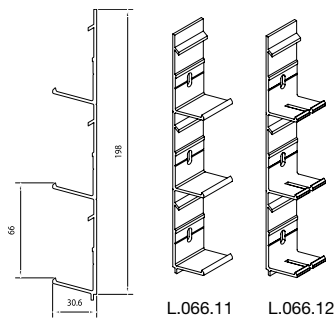
- Anodised (20 micron)
- Polyester powder coating RAL or Syntha Pulvin® colours (60 - 80 µ/40 µ (UK))

Doors

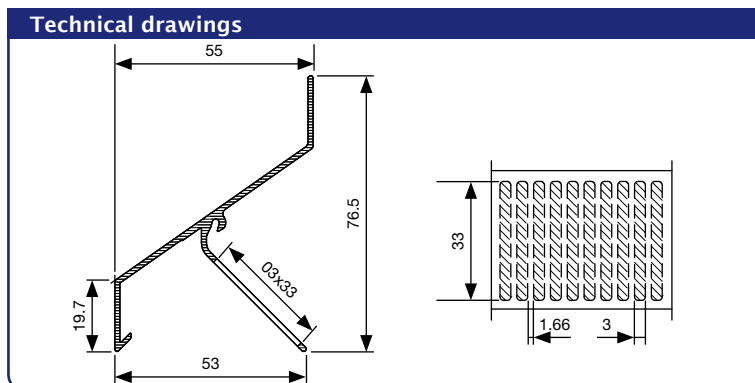
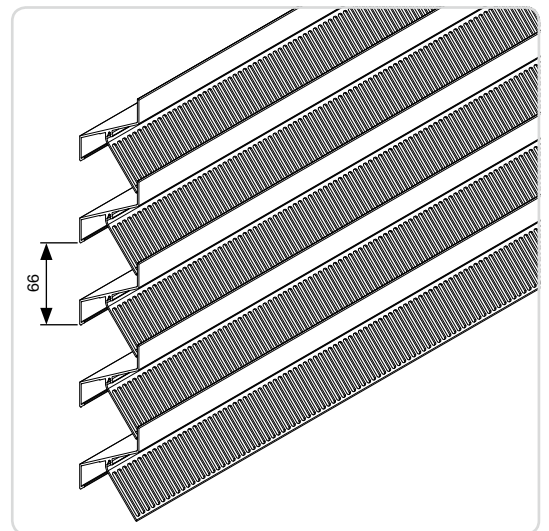
Single and double doors available with standard RENSON® hardware and rotating on pivot (see p. 71-72).

Blade support

- Single blade support: type L.066.11 (width: 28 mm)
- Double blade support for thermal expansion: L.066.12 (width: 34 mm) (connecting piece for 2 blades)



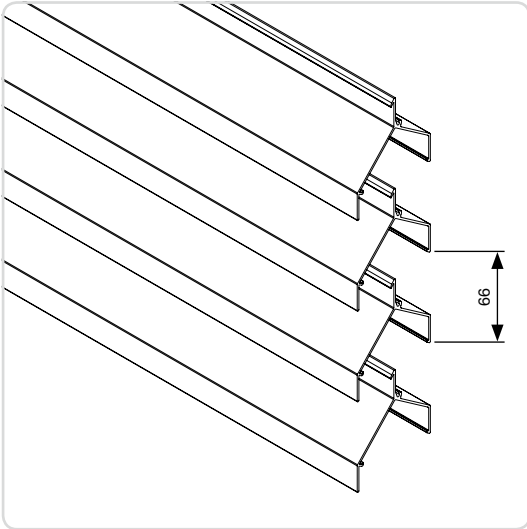
Installation up to x2 faster



Technical data	
	L.066IM1
Pitch	66 mm
Depth	55 mm
Height	76,5 mm
K-Factor*, supply	17,58
Visual free area*	70 %
Physical free area*	32 %
Max. unsupported span between two mullions**	2300 mm
* Definition see p. 50	
** At qb 800 Pa wind pressure	



L.066V < Blade types



Extruded aluminium blade

Extruded aluminium V-shape profile with a 66 mm pitch. For applications requiring restricted access, such as in high voltage units, or visual screen and high water-resistance. If a continuous louvre wall with high water-tightness properties is required, the blade is installed vertically to achieve HEVAC class A water resistance at 1.5 m/s (see p. 52). Blade L.066V can be combined with blade L.066 thanks to their identical appearance.

Materials

Aluminium extrusion, alloy EN AW 6063 T66

Finish

- Anodised (20 micron)
- Polyester powder coating RAL or Syntha Pulvin® colours (60 - 80 µ/40 µ (UK))

Mesh

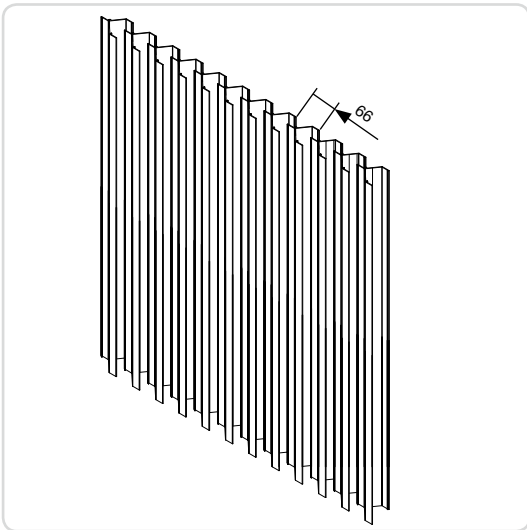
Fixed to rear of the support structure.

Doors

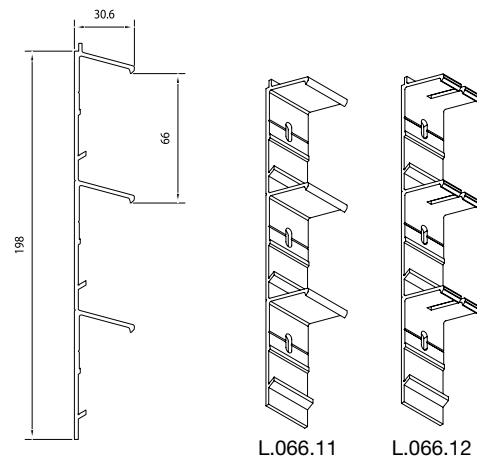
Single and double doors available with standard RENSON® hardware and rotating on pivot (see p. 71-72)

Blade support

- Single blade support: type L.066.11 (width: 28 mm)
- Double blade support for thermal expansion: L.066.12 (width: 34 mm) (connecting piece for 2 blades)
- The blade supports are the same for all L.066 blade types. They are only fitted upside down for blade type L.066V.



L.066V - vertical blades



L.066.11

L.066.12