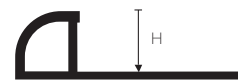


synthetic resin profile for corner tile wall coverings

This is the closed section profile trim from the **ROUNDJOLLY®** family developed with co-extrusion technology joining two polymer synthetic resin elements. The closed section length enables the layer to line up the ceramic tile readily on the wall. New colours are available including a very realistic marble tone effect. This popular tile profile prevents the cracking of the sharp corner while perfectly rounding off the edge always with a symmetric laying job. Illustrated scale dimension 1:1




roundjolly® RJE



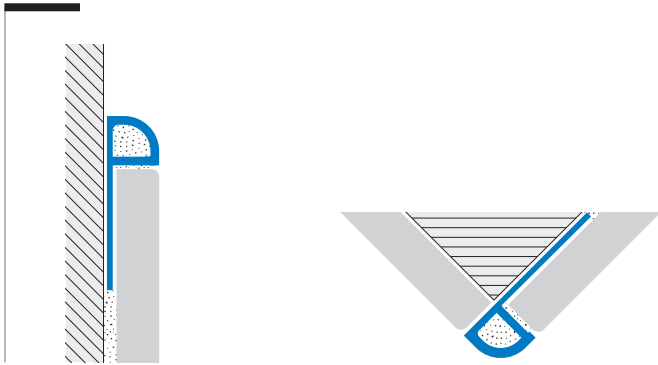
ROUNDJOLLY® RJE Co-extruded

The exclusive manufacturing system used to produce the RJE series of profiles allows the simultaneous extrusion of two different resin polymers, granting a total and independent control over both the visible surface and the anchoring flange.

This ensures the maximum performances of endurance and mechanical resistance while still providing a high quality appearance.



Other applications may be: top skirting finish (as seen in diagram) or edging of tile covering, natural stone or limestone as well as for moquette carpeting.



Wall corner section with the marble tone ROUNDJOLLY® profile in combination with the marble tone horizontal listello finish.



Wall section where the application of the jointing RJC capsule for the profile trim finish is evident.

ROUNDJOLLY® RJE-P Full body coloured Synthetic Resin

The product is entirely of a solid colour compound and not colour coated. The profile is available in a wide range of colours and can be utilized in the most diverse environments which require coverings. This type of trim profile is easy to cut to size so the laying may result quicker and less time consuming therefore one would economize in terms of labour over the entire project budget.

This product maintains good performance over time against UV rays and small scratches are not so visible, tolerates impact and chemicals present in most detergents.

Material: Resintop

Colours: 16 different colours available

Length: 2,70 meters

ROUNDJOLLY® RJE-PT BRILCOLOR LINE Synthetic Resin

Co-extruded profiles coated with hot laminate decorative film for the "shiny effect" in order to satisfy a more particular laying job. The more delicate tone finish makes this tile trim profile most suitable for domestic applications.

Material: Resintop

Colours: 4 different colours available

Length: 2,70 meters

ROUNDJOLLY® RJE-P* MARBLE LINE Synthetic Resin

Profiles hot coated with "marble effect" tone reproduction of the most requested marble tones in commerce. The more delicate finish makes this tile trim profile most suitable for domestic applications.

Material: Resintop

Colours: 5 different colours available

Length: 2,70 meters

ROUNDJOLLY® RJE-PF LIGHT LINE Synthetic Resin

A profile for a rather exclusive covering job. This profile charges itself with natural daylight so that it can glow at night and better mark the corners and/or stair edges.

Material: Resintop

Colours: fluorescent

Length: 2,70 meters

ROUNDCAPSULE RJC and RJJ

End caps for the profiles ROUNDJOLLY® series. They can perfectly connect 2 or 3 axis.

Available external end caps Code RJC and internal ones Code RJJ.

Material: Polypropylene / Extruded powder coated aluminium / Stainless Steel AISI 304

Colours: The same as per matching RJE profiles

colour	H=6 mm	H=8 mm	H=10 mm
11=pure white	RJE 60 P 11	RJE 80 P 11	RJE 100 P 11
12=white	RJE 60 P 12	RJE 80 P 12	RJE 100 P 12
21=light grey	RJE 60 P 21	RJE 80 P 21	RJE 100 P 21
22=grey	RJE 60 P 22	RJE 80 P 22	RJE 100 P 22
23=cement grey	RJE 60 P 23	RJE 80 P 23	RJE 100 P 23
31=bahama beige	RJE 60 P 31	RJE 80 P 31	RJE 100 P 31
32=dark beige	RJE 60 P 32	RJE 80 P 32	RJE 100 P 32
41=cream	RJE 60 P 41	RJE 80 P 41	RJE 100 P 41
42=ivory	RJE 60 P 42	RJE 80 P 42	RJE 100 P 42
43=peach	RJE 60 P 43	RJE 80 P 43	RJE 100 P 43
44=soft pink	RJE 60 P 44	RJE 80 P 44	RJE 100 P 44
45=soft blue	RJE 60 P 45	RJE 80 P 45	RJE 100 P 45
46=soft green	RJE 60 P 46	RJE 80 P 46	RJE 100 P 46
51=black	RJE 60 P 51	RJE 80 P 51	RJE 100 P 51
52=red	RJE 60 P 52	RJE 80 P 52	RJE 100 P 52
53=yellow	RJE 60 P 53	RJE 80 P 53	RJE 100 P 53

colour	H=6 mm	H=8 mm	H=10 mm
11=pure white	RJE 60 PT 11	RJE 80 PT 11	RJE 100 PT 11
12=white	RJE 60 PT 12	RJE 80 PT 12	RJE 100 PT 12
22=grey	RJE 60 PT 22	RJE 80 PT 22	RJE 100 PT 22
31=bahama beige	RJE 60 PT 31	RJE 80 PT 31	RJE 100 PT 31

colour	H=6 mm	H=8 mm	H=10 mm
71=light marble	RJE 60 P 71	RJE 80 P 71	RJE 100 P 71
72=grey marble	RJE 60 P 72	RJE 80 P 72	RJE 100 P 72
73=dark marble	RJE 60 P 73	RJE 80 P 73	RJE 100 P 73
74=green marble	RJE 60 P 74	RJE 80 P 74	RJE 100 P 74
75=red marble	RJE 60 P 75	RJE 80 P 75	RJE 100 P 75

colour	H=6 mm	H=8 mm	H=10 mm
PF=fluorescent	RJE 60 PF	RJE 80 PF	RJE 100 PF

H=mm	Plastic End caps	Aluminium End caps	Stainless steel
6	RJC/I 60 P + colour	RJC/I 60 A + colour	RJC/I 60 IL
8	RJC/I 80 P + colour	RJC/I 80 A + colour	RJC/I 80 IL
10	RJC/I 100 P + colour	RJC/I 100 A + colour	RJC/I 100 IL
12,5	RJC 125 P + colour	RJC/I 125 A + colour	RJC/I 125 IL